

# Handi-brand™

# Product Stewardship

## SAFE USE, STORAGE AND HANDLING FOR LOW PRESSURE PRODUCTS

As energy efficiency continues to grow in popularity, so does the use and knowledge of spray foam. Handi-Foam® low pressure spray foams and Handi-Foam® and Handi-Seal® low pressure sealants provide some of the best and easiest solutions in stopping unwanted air infiltration. However, Handi-brand low pressure products are for professional use only and should always be used under the proper health and safety conditions. Please take a moment to review the proper storage, use and application of Handi-Foam®, Handi-Flow®, Handi-Seal® and Handi-Stick® polyurethane foams.

All of Fomo's products are low-pressure products meaning the dispensed pressure is below 250 psi. High pressure foams are dispensed at 1,000 psi and above.

For more information about health and safety of high pressure foam, visit [www.spraypolyurethane.org](http://www.spraypolyurethane.org).

For more information about Fomo's products, visit [www.fomo.com](http://www.fomo.com).

- Section 1 Safe Handling and Use of Handi-brand Low Pressure Spray Foams and Sealants
- Section 2 Personal Protective Equipment for Low Pressure Foams
- Section 3 Low Pressure Product Storage
- Section 4 Handi-brand Product Disposal
- Section 5 Handi-brand Product Support Documentation
  - Material Safety Data Sheets
  - Operating Instructions
  - Technical Data Sheets
- Section 6 Fomo Distributor Information
  - Transportation (in commerce)
  - Marketing Guidelines

## Section 1

# Safe Handling and Use of Handi-brand low Pressure Spray Foams and Sealants

- Handi-Foam, Handi-Flow, Handi-Seal and Handi-Stick are for professional use only. Homeowners interested in air sealing or insulating using Fomo products can call Fomo at 800.321.5585 to be put in contact with a professional contractor. Children should NEVER use these products.



- Sealants & Adhesives (Handi-Foam Sealants, Handi-Stick Adhesives, Handi-Seal Window and Door Sealants)
  - One-component moisture cured products dispensed using a straw adapter or dispensing unit
  - For use in a bead type application for air sealing or adhering
  - Use only in a well ventilated area. Avoid breathing vapors. Wear protective glasses or goggles, nitrile gloves and clothing that protects against dermal exposure.
  - Uncured foam may be cleaned using Handi-Cleaner™.
- Low Pressure Spray Foams (Handi-Foam Spray Foams, Handi-Flow Pour-in-Place Foams)
  - Two-component chemically cured products dispensed using the patented Handi-Gun®
  - For use in coating applications for insulation or bead applications for air sealing
  - Use only in a well ventilated area with a National Institute of Safety and Health-(NIOSH) approved air purifying respirator. Wear protective glasses or goggles, nitrile gloves, and clothing that protects against dermal exposure. (See section 2)
  - Based on Fomo's Human Health Risk Assessment, we recommend a minimum of one hour for safe re-occupancy time for homeowners. Please consult Fomo's Product Management Department for details (800.321.5585).
  - For use in enclosed spaces without mechanical ventilation, Fomo recommends following all of our spray foam PPE requirements including the use of a powered air purifying respirator (PAPR). A half mask air purifying respirator may be appropriate if mechanical ventilation is added.
- First Aid
  - In any first aid case CONSULT A PHYSICIAN. Eyes: Flush with water for at least 15 minutes. SKIN: Remove contaminated clothing. Wash skin with plenty of soap & water. Cured foam must be removed mechanically. INHALATION: Move to fresh air. If breathing is difficult, give oxygen. If breathing has stopped, give artificial respiration. INGESTION: Drink large quantities of water. Do NOT induce vomiting. Contact a physician immediately in any first aid situation. See Material Safety Data Sheet for further information.
- For more information about the health and safety considerations when using spray polyurethane foams, visit [www.spraypolyurethane.org](http://www.spraypolyurethane.org) or consult Fomo's product Material Safety Data Sheets available at [www.fomo.com](http://www.fomo.com).



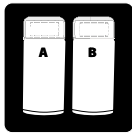












## Section 2

# Personal Protective Equipment (PPE) for Low Pressure Foams

- Handi-Foam and Handi-Flow two-component spray foams should always be used in conjunction with a certified respiratory program in addition to safety glasses or goggles, nitrile gloves and clothing that protects from skin exposure. Required respirators must be NIOSH-approved and medical evaluation and training must be provided before use.
- There are many respirator options and the correct respirator may be determined based on the jobsite conditions (i.e. ventilation) or the applicator preference. Options include:
  - Half-face respirators can be used for protection against most vapors, acid gases, dust or welding fumes. Cartridges/filters must match contaminant(s) and should be changed periodically.
  - Full-face respirators are more protective than half-face respirators. They can also be used for protection against most vapors, acid gases, dust or welding fumes. The face-shield protects face and eyes from irritants and contaminants. Cartridges/filters must match contaminant(s) and should be changed periodically.
  - Loose-fitting powered-air-purifying respirators (PAPR) offer breathing comfort from a battery-powered fan which pulls air through filters and circulates air throughout helmet/hood. They can be worn by most workers who have beards. Cartridges/filters must match contaminant(s) and should be changed periodically.
  - For more respirator information, please visit [www.osha.gov](http://www.osha.gov) or call 800.321.OSHA.
    - Fomo recommends utilizing one of the following:
      - NIOSH-approved negative pressure half mask respirator with organic vapor cartridges and particulate prefilters (F65251 Contractor Safety Kit includes 3M® 6000-Series NIOSH/MSHA respirator)
      - NIOSH approved PAPR (powered air purifying respirator) with an organic vapor cartridge (example 3M® GVP-Series)
      - Both respirator options (half mask and PAPR) require a medical evaluation prior to use ([www.respexam.com](http://www.respexam.com)). The half mask respirator requires a fit test prior to use. Refer to OSHA's Respiratory Protection standard ([www.osha.gov](http://www.osha.gov), search 1910.134) for more information about creating the required respiratory program.
- Handi-Foam Sealants, Handi-Stick Adhesives and Handi-Seal Window and Door Sealants should always be used in a well ventilated area with safety glasses or goggles, nitrile gloves and clothing that protects from skin exposure.



# PPE for Low Pressure Foams

	One-Component Sealants and Adhesives	Two-Component Spray Foam Kits	Two-Component Refillable Spray Foam Systems
			
Routes of Exposure	Recommended PPE	Recommended PPE	Recommended PPE
EYES	<p>Safety Glasses</p> 	<p>Safety Glasses or Goggles</p> 	<p>Safety Glasses or Goggles</p> 
SKIN	<p>Covers Skin</p> 	<p>Covers Skin</p> 	<p>Covers Skin</p> 
HANDS	<p>Nitrile Gloves</p> 	<p>Nitrile Gloves</p> 	<p>Nitrile Gloves</p> 
LUNGS	<p>Avoid Breathing Vapors Provide Good Ventilation</p> 	<p>Respirator and/or Vapor Respirator OV/Pre-filter Provide Good Ventilation</p> 	<p>Respirator and/or Vapor Respirator OV/Pre-filter Provide Good Ventilation</p> 

### Section 3

## Low Pressure Product Storage

---

- Keep out of reach of children.
- Before first use of product, store in a cool dry area. Do not expose the kit, cans or tanks to open flame or temperatures above 120°F (49°C). Warm kits and cans for a minimum of 1 day at room temperature.
- After initial use of Handi-Foam and Handi-Flow spray foam kits, close valves on kits and store at room temperature. Do not drain or remove hoses as they must remain under pressure. Remaining kit must be used within 30 days of opening. Flush fresh chemical through the hoses every seven days to prevent crystallization.

### Section 4

## Handi-brand Product Disposal

---

- Do not incinerate tanks.
- After tanks are empty, the hose must be removed and the tanks must be vented. Caution: Tanks will still be under pressure. Turn valves to the off position before removing hoses. Protective glasses or goggles, nitrile gloves, clothing that protects against dermal exposure and a certified respirator must be worn during this procedure. With tank inverted, slowly open tank valve, point tank away from face and allow pressure to completely vent. Caution: Empty tank could contain potential vapor toxicity hazard. Dispose cylinders in a well ventilated area with certified respiratory protection.
- Dispose of empty cylinders according to applicable federal, state and local regulations. Check with your local waste disposal service for guidance.

### Section 5

## Handi-brand Product Support Documentation

---

### MATERIAL SAFETY DATA SHEETS (MSDS)

- Material Safety Data Sheets are available for all products offered by Fomo at [www.fomo.com](http://www.fomo.com), with every spray foam kit and refill set and by calling 800.321.5585.
- The Material Safety Data Sheet is the best source of information for product contents, health and safety information, product disposal and transportation information and product hazard information.
- Please be sure to read through the product operating instructions and MSDS prior to use. Each shipment from Fomo Products includes a product MSDS.

### OPERATION INSTRUCTIONS

- Operating instructions for all of the Handi-brands are available at [www.fomo.com](http://www.fomo.com) or directly on or inside of the product packaging. Please read all operating instructions prior to product use.

### TECHNICAL DATA SHEET (TDS)

- Please read the Technical Data Sheets prior to product use.
- Technical Data Sheets for all of the Handi-brands are available on [www.fomo.com](http://www.fomo.com) and include product information such as:
  - o Application Areas
  - o Product Properties
  - o Physical Properties
  - o Preparation and Usage Instructions
  - o Storage and Disposal Instructions
  - o Technical Data
  - o Approvals and Standards

# Fomo Distributor Information

---

## TRANSPORTATION (IN COMMERCE)

- Hazardous material training is required for shipping Fomo's products. Resources for this training include [www.dgitraining.com](http://www.dgitraining.com) and [www.jjkelleronline.com](http://www.jjkelleronline.com). To acquire a CDL with a hazmat endorsement, go through your local drivers licensing authority.
- For more information regarding transportation requirements mandated by the U.S. Department of Transportation (D.O.T.), please visit [www.phmsa.dog.gov/rules-regulations](http://www.phmsa.dog.gov/rules-regulations) or call the federal D.O.T. hazmat hotline at 1.800.467.4922 for any hazmat questions.

## MARKETING GUIDELINES

- Fomo's products are intended for professional use only and should not be marketed as homeowner or do-it-yourself products.
- Always use and recommend proper PPE (personal protective equipment) for application:
  - Low Pressure Sealants & Adhesives (safety glasses or goggles, clothing that protects from dermal exposure, nitrile gloves)
  - Low Pressure Spray Foams (safety glasses or goggles, clothing that protects from dermal exposure, nitrile gloves, proper respirator)
- **Videos and Images** - follow proper application and safety recommendations in visuals.  
**Do:**
  - show proper respirators, nitrile gloves, safety goggles and protective clothing in all product images and videos (See Section 2)
  - instruct and show the use of PAPR (powered air purifying respirators) in enclosed spaces (i.e. attics and crawl spaces)
  - consult Fomo Products' Marketing Department for guidance and approval of documents, Web sites and videos featuring Handi-brand images PRIOR to publishing (800.321.5585)**Don't:**
  - show exposed skin on arms, hands or legs during application
  - show children spraying or near the spray area
  - show bystanders in the work zone without the proper PPE
  - show the use of a surgical-type dust mask when spraying
  - show an attic or crawlspace application without the applicator wearing a PAPR
  - publish Web sites, videos or documents featuring Handi-brand images before receiving approval from Fomo Products
- Communicate MSDS availability (available on [www.fomo.com](http://www.fomo.com) under Product Data)
- Do not describe foam products as non-toxic
  - Chemicals used in these products are toxic; cured foam is non-toxic
- Energy efficiency or renewable resource/green claims - ALWAYS provide support documentation (ref. FTC Guides for the Use of Environmental Marketing Claims)
  - i.e. "Save 50% on your energy bills", "improves indoor air quality"

---

1.800.321.5585 | [www.fomo.com](http://www.fomo.com)

**Fomo Products, Inc.**  
A Member of the FLM Group of Companies  
management system registered to ISO 9001

